

E-SAMPLER AMBIENT PARTICULATE MONITOR

SERVICE MAINTENANCE, REPAIR, SPARE PARTS

Met One Instruments, Inc.; 1600 NW Washington Blvd.; Grants Pass, OR. 97526

Ph. 541-471-7111; Fax 541-471-7116; E-mail: service@metone.com

REPAIR AND FIELD MAINTENANCE

This instrument must be returned to the factory for Calibration. The turn around time is generally less than five (5) working days.

RETURN AUTHORIZATION

Prior to any product return, please contact the factory for a return authorization number.

BASIC SERVICE(S)

ORDER #	DESCRIPTION
SVC4105	CALIBRATION OF E SAMPLER, NPM, NIST <i>Includes Calibration and NIST Traceable Certificate Inspect and Clean Optical Sensor, Pump and Tubing. Calibrate Sensor to Standard using PSL Particles.</i>
SVC2000	AS FOUND TEST & CERTIFICATE, E-SAMPLER, ES-642, NPM

MAINTENANCE, SPARES, CONSUMABLES

PART #	DESCRIPTION
580302	FILTER, 0.2 MICRON PORE
580345	PUMP FILTER, 5 MICRON
460142	47MM FILTER HOLDER (BLUE)
460137	FILTER, TEFLON, 47MM, 2 MICRON (50/PKG)
460139	FILTER, QUARTZ FIBER, 47 MM, (100/PKG)
9638	EXTERNAL BATTERY CABLE, 4 PIN
** 3620-2	E-SAMPLER CONNECTOR BOARD
** 81220-1	E-SAMPLER CONNECTOR BOARD, MDF VERSION
9321	CABLE, RS232 COMMUNICATION
9321-1	CABLE, RS232 COMM + ANALOG OUT
9316	LITHIUM BATTERY ASSY, E-SAMPLER
9359	INTERNAL RH SENSOR FOR E-SAMPLER
81284	DISPLAY, LCD, 4X20, WITH BACKLIGHT
9432	TEMPERATURE FOR E-SAMPLER
80160	DUAL DIAPHRAGM PUMP MODULE FOR E-SAMPLER
** 80103	COMPLETE BOARD STACK ASSY, E-SAMPLER

** Must provide Serial Number and current version of Firmware to order this part

Note E-SAMPLERs S/N P14989 and Newer use Connector board 81220-1. Older units use 3620-2.

ACCESSORIES



EX-034	WIND SPEED/DIRECTION SENSOR FOR EBAM/ E SAMPLER
EX-593	RH SENSOR FOR EBAM/ESAMPLER
EX-996	PHONE LINE MODEM FOR EBAM/ESAMPLER
EX-905	TRIPOD FOR EBAM/ESAMPLER
9438-2	POWER SUPPLY, 15V/2A, WEATHERPROOF ENCL.
9441	TSP INLET
SCC 110	SHARP CUT CYCLONE, PM10
SCC 111	SHARP CUT CYCLONE, PM1
SCC 112	SHARP CUT CYCLONE, PM2.5
8658-1	O-RING SET FOR SCC 110 CYCLONE
8658-2	O-RING SET FOR SCC 112 CYCLONE
390048	INTERNAL BATTERY 12 AMP/HR
9425	MOUNTING BRACKET, E-SAMPLER

PICTURES OF MOST COMMON E-SAMPLER SPARES AND CONSUMABLES

9321
CABLE
COMM/CONC.



9441
TSP INLET



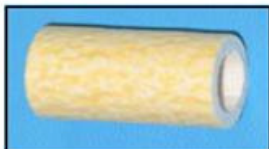
580345
PUMP FILTER
5 MICRON



9425
MOUNTING
BRACKET



580302
PURGE FILTER
0.2 MICRON



9438
POWER SUPPLY




EX-905
ALUMINUM
TRIPOD




9638
EXTERNAL
BATTERY CABLE



390048
BATTERY



460142
47mm FILTER
HOLDER



SCC-110 PM10
SHARP CUT CYCLONE



SCC-112 PM2.5
SHARPCUT CYCLONE



EX-034 OPTIONAL WIND SPEED/DIRECTION PACKAGE

034B WS/WD SENSOR
INCLUDED IN EX-034 PACKAGE



191-1 60in CROSSARM ASSEMBLY
INCLUDED IN EX-034 PACKAGE



1686 ALIGNMENT HUB
INCLUDED IN EX-034 PACKAGE




9249 CABLE WS/ WD
CONNECTS 034B to E-BAM / E-SAMPLER
INCLUDED IN EX-034 PACKAGE



EX-593 OPTIONAL EXTERNAL RELATIVE HUMIDITY PACKAGE

593
SHIELDED AMBIENT
RELATIVE HUMIDITY
SENSOR

INCLUDED IN EX-593 PACKAGE



9427 RH JUNCTION BOX
INCLUDED IN EX-593 PACKAGE

